



## ALVARADO SU3000 Optical Turnstile

The SU3000 drop arm optical turnstile is a great option for optical turnstile products. The SU3000's slim cabinet design, attractive, brushed finish stainless steel cabinet, and solid surface lid make it suitable and look great in any environment. The compact footprint of this optical turnstile makes it an excellent choice for installations with limited floor space.

Another advantage of the SU3000 optical turnstile is that both standard and handicapped passage width configurations have the same cabinet dimensions. The SU3000 optical turnstile has a slim profile and features tandem motorized drop arms, which quickly move down and into the cabinet. These turnstiles are made and manufactured in the U.S.A.

### Common Applications


- Time and attendance integration
- Employee and visitor access control
- Single-direction control and/or one-way exiting

### Why Alvarado?

Alvarado is America's leading entry control products manufacturer. Founded in 1956, Alvarado turnstiles and gates are installed in thousands of locations throughout the world. Our superior product quality, integration expertise and industry leading service and support are just a few reasons that many of the world's most respected companies use our products again and again.

## Key Features

Fast Moving Motorized Barrier Arms:	Stylish, milled aluminum barrier arms quickly retract downward upon presentation of valid credential, allowing rapid throughput.
Reliable & Quiet Operation:	Powerful motors and precise optical position encoders provide thousands of quiet, trouble-free activations per day.
Space Saving Center Cabinet Design:	Center cabinets, used in multi-lane configurations, are the same width for both 28" and 36" wide lanes, requiring less space for installation.
Various Passage Widths:	Barrier arms can be ordered to create 28" or 36" passage widths - ideal for disabled or special needs access
Superior Optical Detection:	Integrated sensors monitor passage, detecting unauthorized access and "tailgating" behind an authorized user.
Crawl Detection:	Optical sensors will detect individuals attempting to crawl underneath barriers, setting off audible & visual alarms
Easy Systems Integration:	Integrates with any modern access control or visitor system.



## Available Models


Standard - 28" wide passageway  
DA - 36" wide passageway

## Options

A number of options and a selection of materials and finishes are available.

## Complementary Products

Custom barriers are ideal companions to our optical turnstiles. They can fill gaps in your installation, direct pedestrians and provide an integrated appearance.

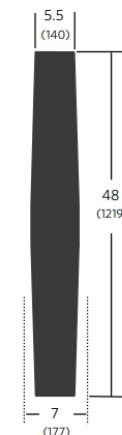


## Certifications

The SU3000 is one of the few optical turnstile on the market that is independently tested by a Nationally Recognized Testing Laboratory (NRTL). The SU5000 is ETL Listed for conforming to applicable UL and CSA standards. It is also CE marked.



## Dimensions



Same width for 28" & 36" lanes

